



Abby Kelley Foster Charter Public School

10 New Bond Street Worcester, MA 01606

Phone: (508) 854-8400 Fax: (508) 854-8484

www.akfcs.org

Education Committee Meeting Agenda- DIGITAL MEETING

Friday, March 10, 2023, 8:00 a.m.

<https://akfcs-org.zoom.us/j/96843363758?pwd=aJNYjV2K0dLdVBOcmY5eEtrWW1pdz09>

Webinar ID: 968 4336 3758 **Passcode:** 964438

By phone: +16469313860 **Webinar ID:** 968 4336 3758

- I. Call to Order- Amy Vernon, Chair
- II. Introductions/Attendance Recorded
- III. Review of the February 16, 2023, Meeting Minutes
 - a. **Motion:** To approve the February 16, 2023, Meeting Minutes.
- IV. i-Ready Data- Curriculum Coordinators
- V. 2023-2024 Academic Calendar DRAFT- Ms. Heidi Paluk
- VI. Executive Director Goals Update- Ms. Heidi Paluk
- VII. Principal Updates- Ms. Kelly Gould, Ms. Shelly Hinds, Mr. Rob Kerr
- VIII. Timely Topics as identified by the Chair and/or ED
- IX. Upcoming Meeting(s):
 - a. Thursday, April 6, 2023
 - b. Friday, May 12, 2023
 - c. Friday, June 9, 2023
- X. Adjournment



Abby Kelley Foster Charter Public School

10 New Bond Street Worcester, MA 01606

Phone: (508) 854-8400 Fax: (508) 854-8484

www.akfcs.org

Education Committee Meeting Minutes- DRAFT

Thursday, February 16, 2023, 8:00 a.m.

<https://akfcs-org.zoom.us/j/98647263514?pwd=MHZsNmMkRXFIZjhkdG5GejlQRXhFdz09>

Meeting ID: 986 4726 3514 Passcode: 946445

By phone: 98647263514 Meeting ID: 986 4726 3514

The meeting was called to order by Ms. Amy Vernon, Chair. The attendance was recorded and is attached.

Ms. Vernon requested a motion to approve the December 9, 2022, meeting minutes. The motion was made by Ms. Yarnie and seconded by Ms. Vernon. The minutes were approved unanimously.

Charter Renewal

The Charter Renewal document was received and reviewed, allowing Abby Kelley to correct any errors noted factually. Ms. Paluk explained that the Charter Renewal was scheduled for February 28, 2023, and a decision should be made then. Ms. Veron pointed out an additional area of review, where it was determined that the measures were met in two of the four years when it should be three of the four years. Ms. Yarnie also noted an additional area of correction, stating that the DEI committee was formed to oversee the search for the executive director, citing the need for more to the statement.

Fall SEL Data Presentation

Dr. Cole provided an overview of the SEL data given to grades three through twelve students. Students in grades three through five were near the 60th percentile, and students in grades six through twelve were near the 70th percentile compared to schools across the country, showing that our students are responding favorably to having good emotional regulation skills. It was explained that the confidentiality-protected group would be the students with one or two respondents.

Students were also evaluated on their growth mindset, where students in grades three through five responded favorably, placing them in the 60th percentile compared to the other schools in the national data set for Panorama. Grades six through twelve showed 55% of students responding favorably, placing them in the 70th percentile. Dr. Cole explained that this survey is the voice of the students and their perception of what they think. This information is used to review the current social-emotional curriculum and determine if the students may require more help in some of the presented skills. Winter survey results will show any increases or decreases in skills from the perspective of creating individual interventions. Ms. Vernon noted how well the students were doing compared to the national numbers.

Abby Kelley Foster Charter Public School does not discriminate on the basis of race, color, sex, gender identity, religion, national origin, sexual orientation, disability, or homelessness and all students have equal access to the general education program and the full range of any occupational/vocational education programs offered by the district.



Abby Kelley Foster Charter Public School

10 New Bond Street Worcester, MA 01606

Phone: (508) 854-8400 Fax: (508) 854-8484

www.akfcs.org

Wellness Policy

The wellness policy is reviewed every three years, and with the review of the nutritional program taking place, some minor changes were made. A wellsat document, which is part of the national lunch program, is used for comparison, and it was noted that the changes made were not dramatically different, making our program up to par. Areas of change included food rewards, celebrations, and physical education. A wellness committee will be formed with students, parents, and teachers to make sure that the policy is following standards.

Principal Updates

High School

The highest number of students in the last six years have qualified for high honors or honor roll, which was celebrated by them being on the television in the cafeteria. Many invites have been sent to sophomores for the IB program. The national honor society will also see an induction of about 40 juniors and seniors in the spring, with students needing a 3.5 GPA to be invited. Boys basketball has qualified for the state tournament for the first time in school history. Students in the Black Student Union, along with Mr. Gitkind, have created slides depicting well-known people, advancements in society, and youth awareness, along with famous quotes and music, and food.

Middle School

i-Ready scores have shown that the students have increased their reading scores and math scores. Grade 4 students met or exceeded by 64%, grade 5 by 46%, grade 6 by 50%, and grade 7 by 51%. Math saw students meeting or exceeding in grade 4 by 18%, grade 5 by 32%, grade 6 by 51%, and grade 7 by 43%. Classroom observations are taking place by Ms. Hinds, Mr. Gero, and Ms. Regan. Observations will continue after the February break. It was noted that the vacancies in the middle school had been filled. The students are running Central Perk Cafe in the learning center and learning about expectations for serving adults food and OSHA regulations. Middle school students will attend a dance for grades 6 and 7. March will see different activities read across America and march madness reading challenges. Community reading day and pie day will also be held. Ms. Hinds explained that a small summer program was being created for students and that more information would be provided by April vacation.


Elementary School

Ms. Gould explained that the students had grown more at this point than they did last year in literacy. Grades Kindergarten, one, and three saw a 6% increase, and grade two saw a 24% increase. It was also noted that there was a higher number of students reading on or above grade level in grades one through three. Kindergarten scored 80% last year and scored 76% this year. Ms. Gould also highlighted that there are 12% fewer students that are two or more grade levels behind.

Ms. Vernon asked for a motion to adjourn the meeting at 8:45 a.m. Ms. Yarnie made the motion to adjourn, and it was seconded by Ms. Vernon. The committee members voted unanimously to adjourn the meeting.

Abby Kelley Foster Charter School

- District data for winter 2023 (reading and math)
- Four year trend by tier for reading and math
 - Four year trend by tier for reading and math for 3 cohorts (current grade 3, current grade 5, current grade 7)
 - Growth data for each of these 3 cohorts
- Performance and growth
- iReady in relation to district academic goal



Abby Kelley Foster Charter School

i-Ready Tiers Explained

Tier 1	Student scores indicate that they are on or above grade level expectations .	Other terms: -On Grade Level -Core support
Tier 2	Student scores indicate that they are 1 year behind grade level expectations.	Other terms: -Approaching Grade Level -Strategic Support
At-Risk for Tier 3	Student scores indicate that they are 2 or more years behind grade level expectations.	Other terms: -Below Grade Level -Intensive Support




Abby Kelley Foster Charter School

Text to Speech Accommodations:

	Special Accommodations ELA		Special Accommodation: Math	
2	4 students	3%	3 students	2.5%
3	4 students	3%	12 students	10%
4	6 students	5%	8 students	%
5	8 students	6%	11 students	%
6	6 students	5%	13 students	%
7	3 students	3%	7 students	%
8	4 students	4%	7 students	7%
	(1 Human Read Aloud)			

150 students in grades 2-8
receive Text to Speech as a
Standard Accommodation in Math.



Abby Kelley Foster Charter School

Criterion Referenced

3-Level Placement

Enhanced

5-Level Placement

Placement Definition

Standard View

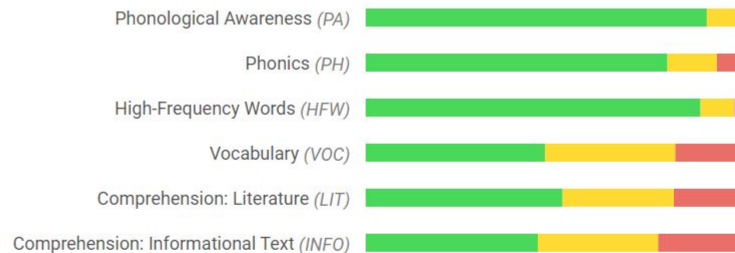
Students Assessed/Total: 1,055/1,077

Overall Placement



- At Risk for Tier 3
17%
- Tier 2
32%
- Tier 1
51%

Placement By Domain

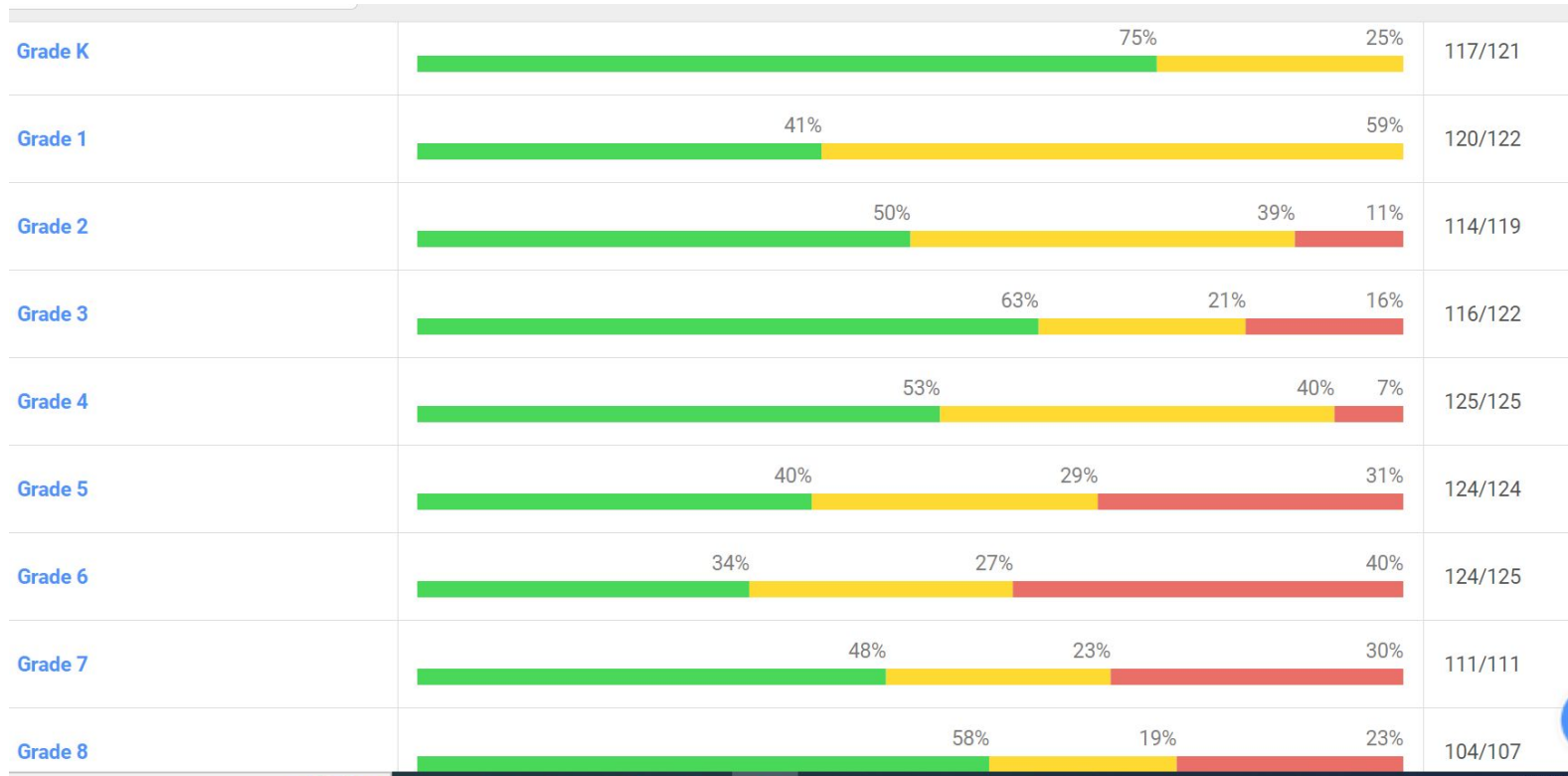


[The Mapping Between 5-Level and 3-Level Placements](#)


i-Ready Reading Scores MOY 22'-23'



Abby Kelley Foster Charter School



i-Ready Reading Scores MOY 22'-23'



Abby Kelley Foster Charter School

Subject

Math

School

ABBY KELLEY FOSTER REG
CS

Key

Academic Year

Current Year

Diagnostic

Winter 22-23

Prior Diagnostic

None

12/19/22 - 02/24/23

Criterion Referenced

3-Level Placement

Enhanced

5-Level Placement

Placement Definition

Standard View

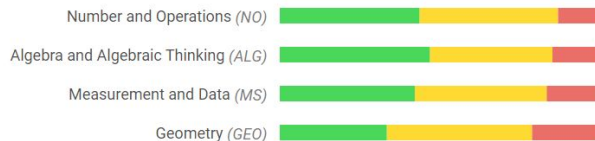
Students Assessed/Total: 1,062/1,077

Overall Placement



- At Risk for Tier 3
17%
- Tier 2
45%
- Tier 1
38%

Placement By Domain

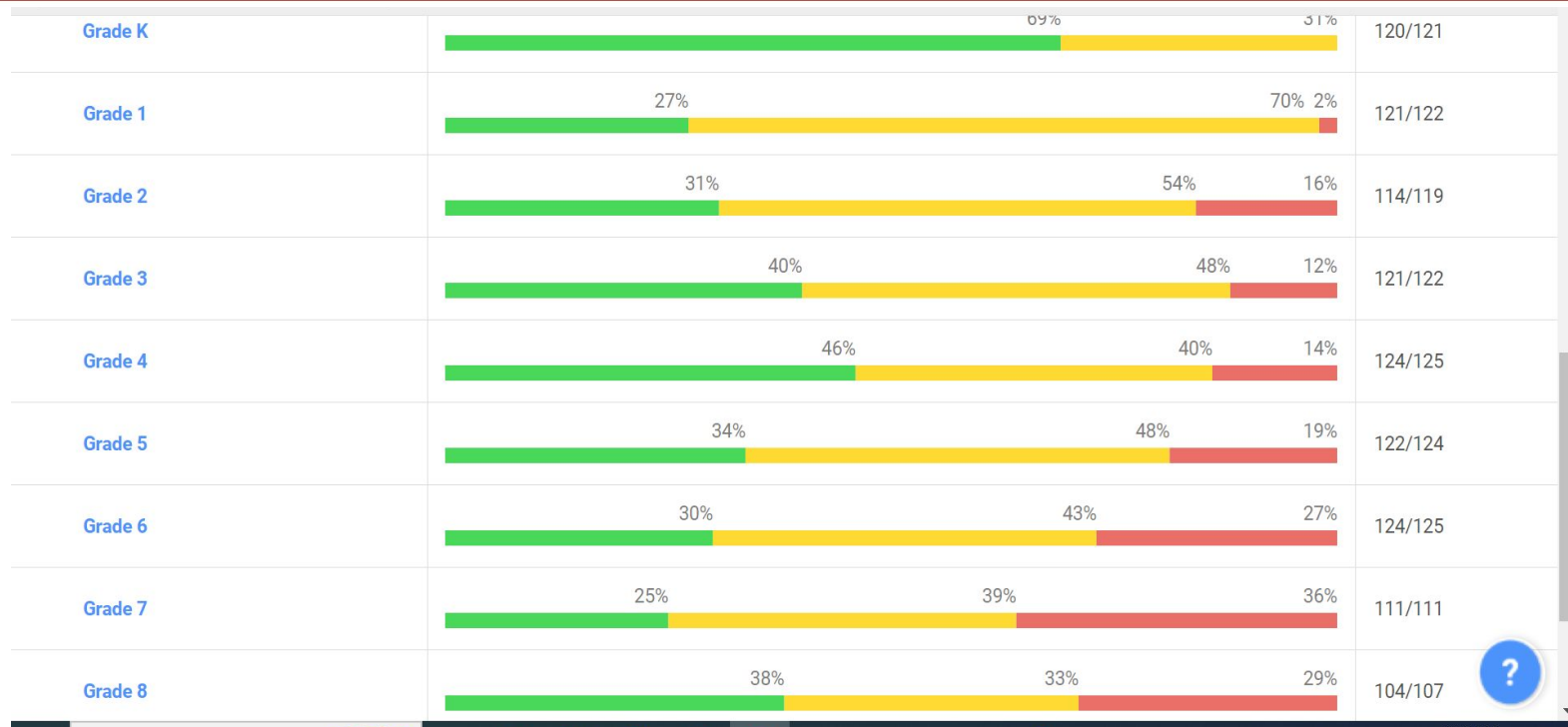


[The Mapping Between 5-Level and 3-Level Placements](#)


i-Ready Math Scores MOY 22'-23'



Abby Kelley Foster Charter School

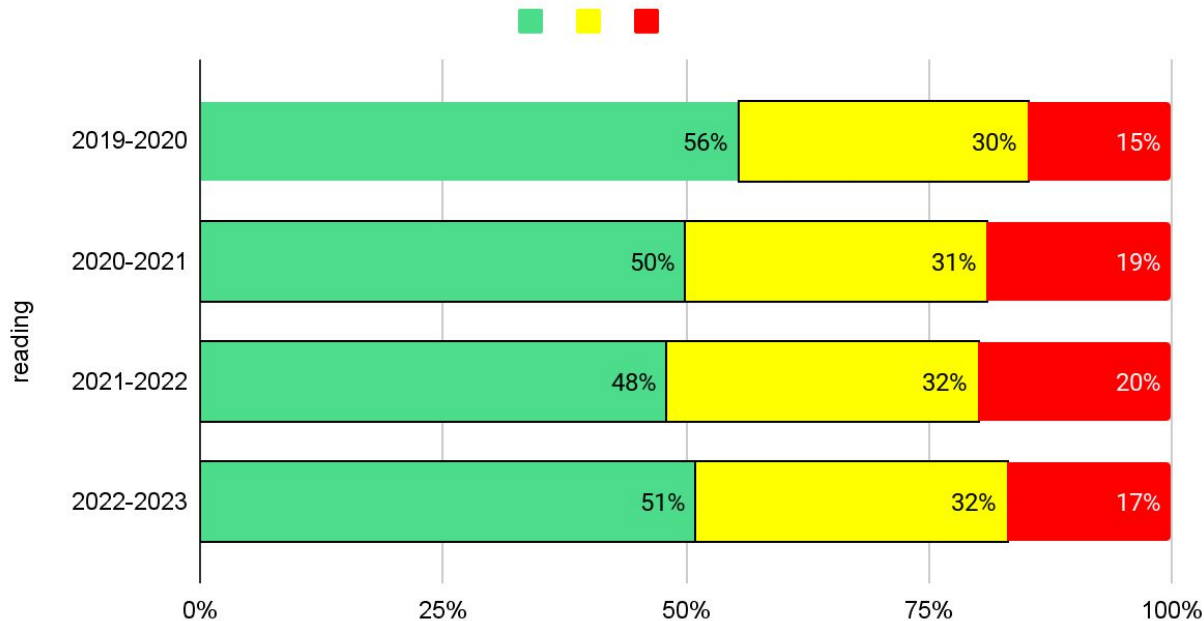


i-Ready Math Scores MOY 22'-23'




Abby Kelley Foster Charter School

Reading MOY Data 4 Year View

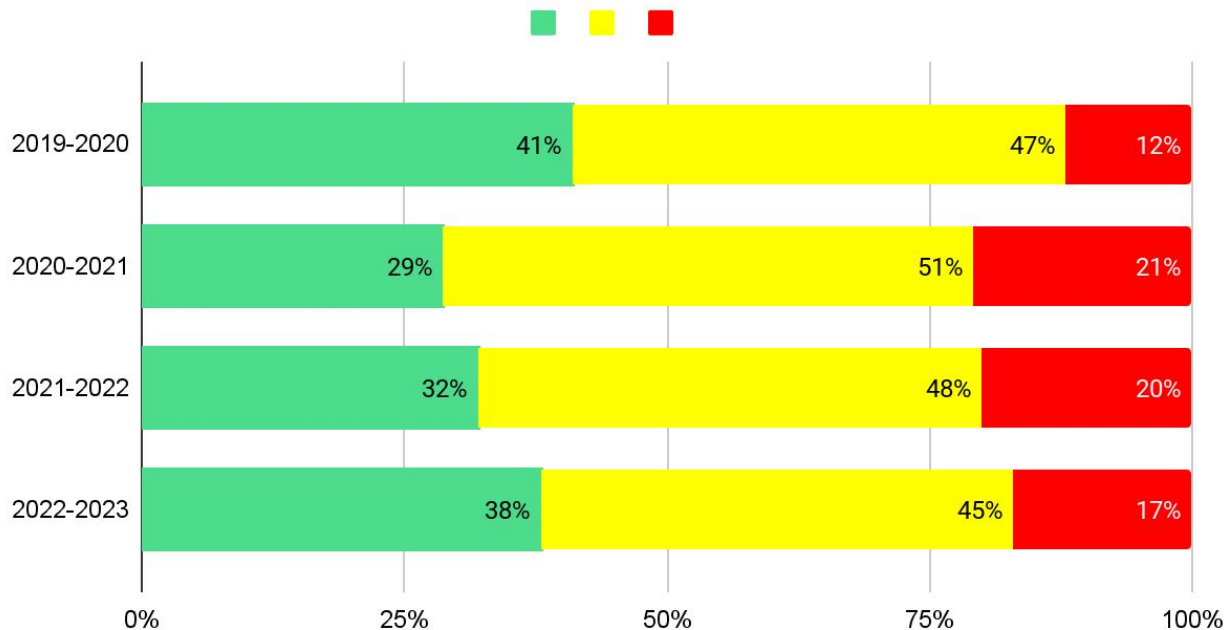


i-Ready MOY Reading Scores




Abby Kelley Foster Charter School

Math MOY Data 4 Year View




i-Ready MOY Math Scores



Abby Kelley Foster Charter School

iReady does not release comparison data. We do not currently have the capability to report out on gender, EL, special ed, and race groups.


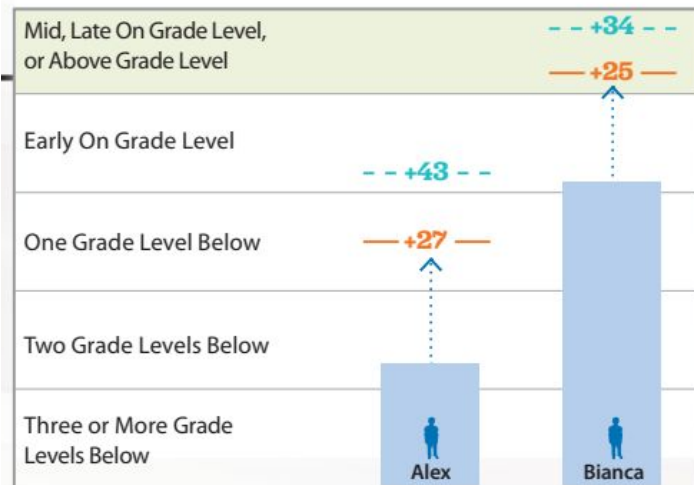


Abby Kelley Foster Charter School

How can I use *i-Ready* as a student growth measure?

After students complete their baseline Diagnostic, *i-Ready* generates two growth measures for every student:

- **Typical Growth:** the average growth of students at each grade and placement level. Typical Growth allows you to see how a student is growing compared to average student growth at the same grade and baseline placement level.
- **Stretch Growth®:** the growth recommended to put students who placed below grade level on a path toward proficiency and students who placed on grade level on a path to advanced proficiency levels. Students who are further behind have larger growth benchmarks to help them catch up, and it will take many students more than one year to achieve proficiency. Students who are already proficient have aspirational Stretch Growth benchmarks to advance to or maintain above-grade level proficiency.



Abby Kelley Foster Charter School

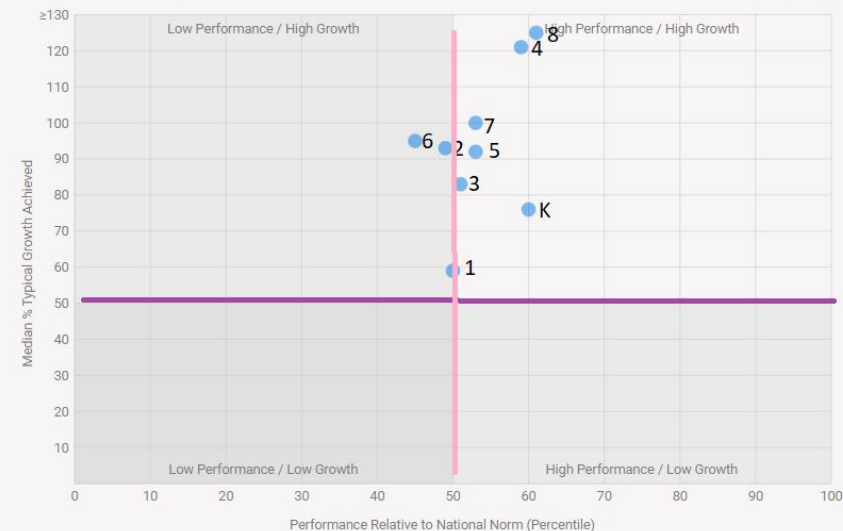
Student Growth in Reading Shown by Grade

Across the School from Fall to Winter (November 16 - March 1)

11/16/22 - 03/01/23

Students Assessed/Total: 1,054/1,076

[Download CSV](#)




Student Growth in Math Shown by Grade

Across the School from Fall to Winter (November 16 - March 1)

11/16/22 - 03/01/23

Students Assessed/Total: 1,052/1,076

[Download CSV](#)



Abby Kelley Foster Charter School

Subject: **Reading**

School: **ABBY KELLEY FOSTER REG CS**

Academic Year: **Current Year**

Comparison Diagnostic: **Winter (November 16 - ...)**

11/16/22 - 03/01/23

Students Assessed/Total: **1,054/1,076**

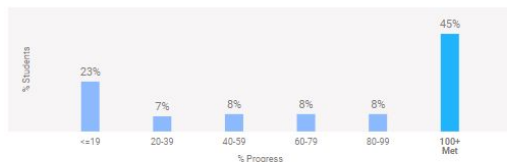
Progress to Annual Typical Growth (Median)



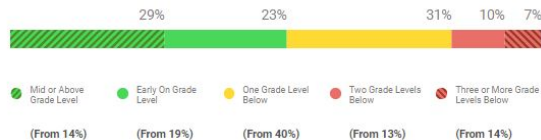
The median percent progress towards Typical Growth for this school is 88%. Typical Growth is the average annual growth for a student at their grade and baseline placement level.

[Learn More About Growth](#)

Distribution of Progress to Annual Typical Growth




Current Placement Distribution



[The Mapping Between 5-Level and 3-Level Placements](#)

Choose to Show Results By		
Grade	MOY Reading	
Grade	Annual Typical Growth ⓘ	
	Progress (Median) ⚙	% Met ⚙
Grade K	<div><div></div></div> 76%	29%
Grade 1	<div><div></div></div> 59%	21%
Grade 2	<div><div></div></div> 93%	49%
Grade 3	<div><div></div></div> 83%	44%
Grade 4	<div><div></div></div> 121%	64%
Grade 5	<div><div></div></div> 92%	46%
Grade 6	<div><div></div></div> 95%	50%
Grade 7	<div><div></div></div> 100%	51%
Grade 8	<div><div></div></div> 125%	57%



Abby Kelley Foster Charter School

Subject: **Math** School: **ABBY KELLEY FOSTER REG CS**

Academic Year: **Current Year** Comparison Diagnostic: **Winter (November 16 - ...)**
11/16/22 - 03/01/23

Students Assessed/Total: 1,052/1,076

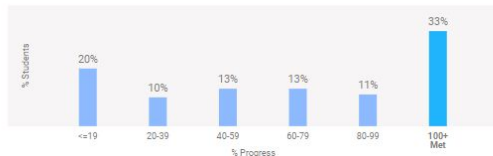
Progress to Annual Typical Growth (Median)



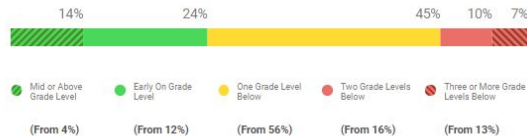
The median percent progress towards Typical Growth for this school is 70%. Typical Growth is the average annual growth for a student at their grade and baseline placement level.

[Learn More About Growth](#)

Distribution of Progress to Annual Typical Growth



Current Placement Distribution



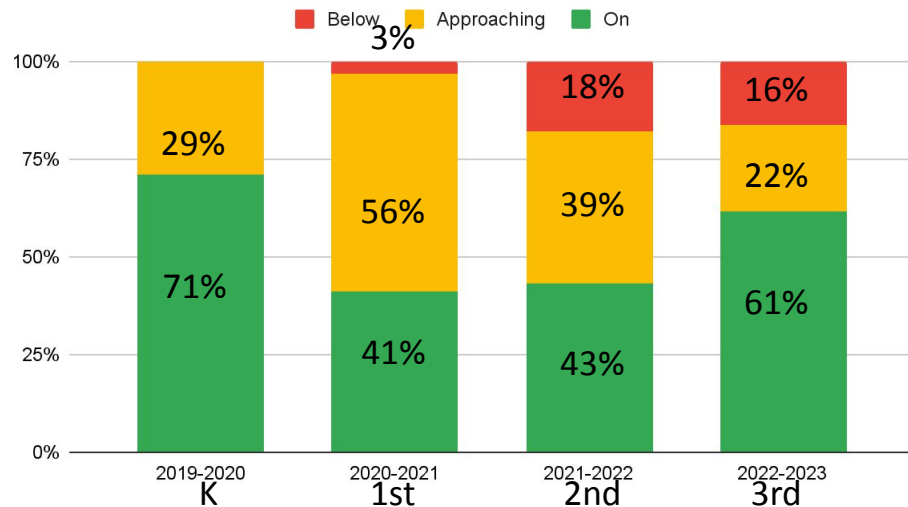
[The Mapping Between 5-Level and 3-Level Placements](#)

Choose to Show Results By			MOY Math	
Grade			Annual Typical Growth ⓘ	
Grade			Progress (Median) ⬆️	% Met ⬆️
Grade K			81%	35%
Grade 1			62%	21%
Grade 2			67%	28%
Grade 3			61%	17%
Grade 4			57%	18%
Grade 5			72%	32%
Grade 6			100%	51%
Grade 7			77%	43%
Grade 8			111%	55%

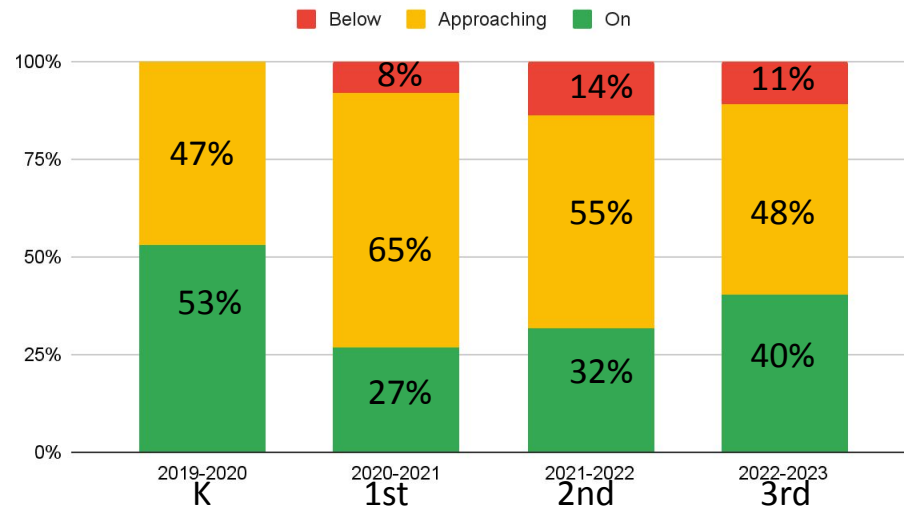


Abby Kelley Foster Charter School

3rd Grade Cohort MOY Reading




3rd Grade Cohort MOY Math



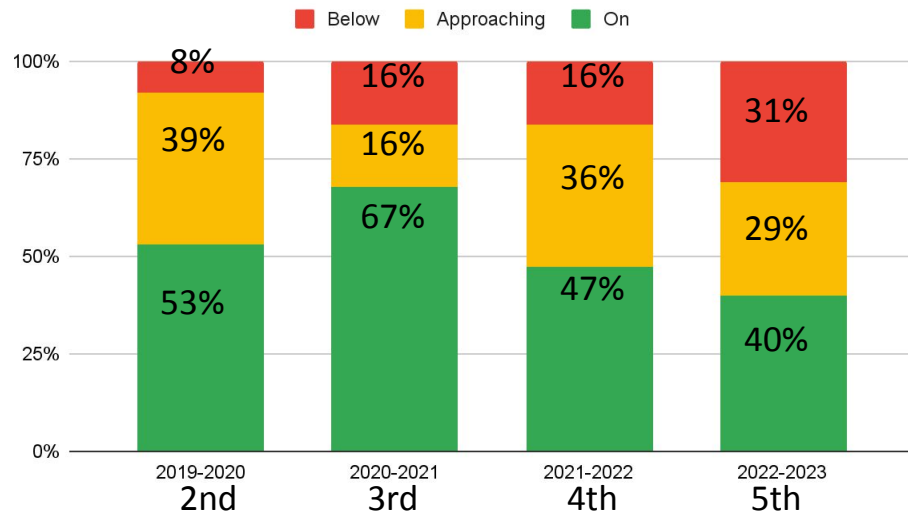
Last year, the MOY median percent progress towards Typical Growth for this cohort was 68% for Reading and 73% for Math.

This year, MOY median typical growth is 83% for Reading and 61% for Math.

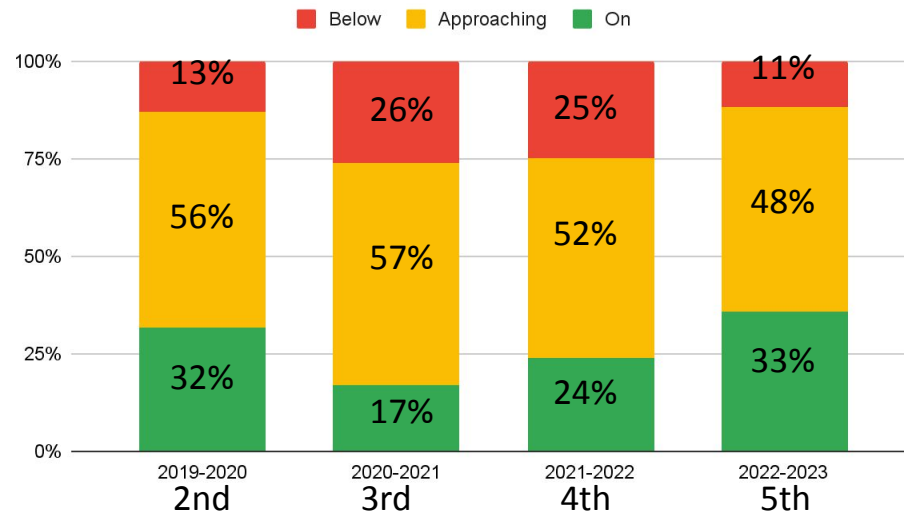


Abby Kelley Foster Charter School

5th Grade Cohort MOY Reading




5th Grade Cohort MOY Math



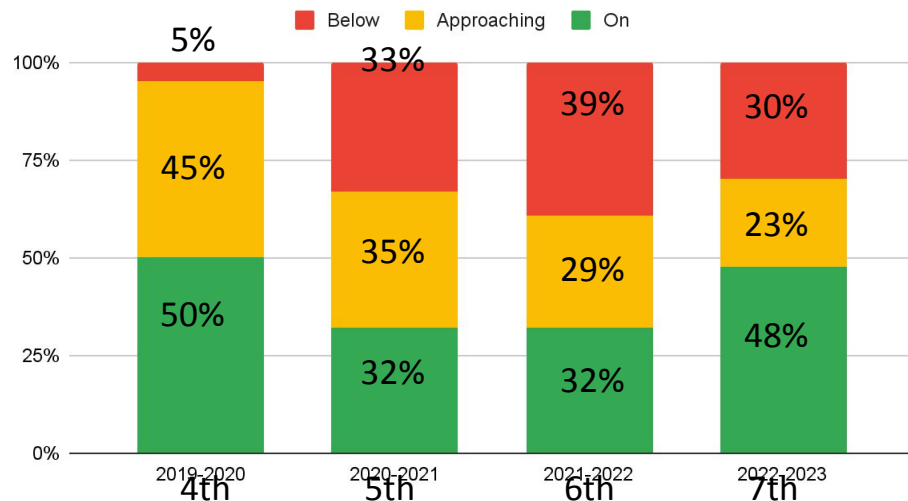
Last year, the MOY median percent progress towards Typical Growth for this cohort was 67% for Reading and 72% for Math.

This year, MOY median typical growth is 92% for Reading and 72% for Math.

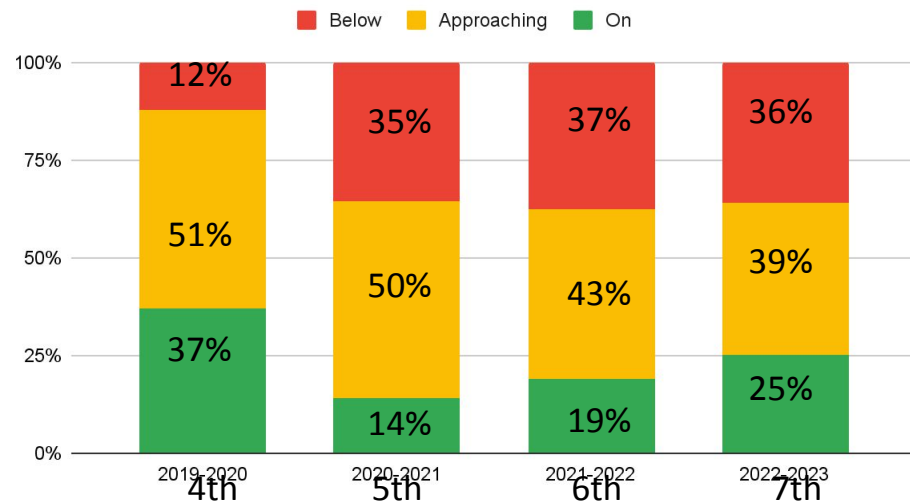


Abby Kelley Foster Charter School

7th Grade Cohort MOY Reading




7th Grade Cohort MOY Math



Last year, the MOY median percent progress towards Typical Growth for this cohort was 133% for Reading and 83% for Math.

This year, MOY median typical growth is 100% for Reading and 77% for Math.



Abby Kelley Foster Charter School

Student Learning Goal:


By the end of the 22-23 school year, 66% of students who are identified through I-READY diagnostic tool as being two or more years behind in grades 2-8 will meet their growth goal.

Progress toward Student Learning Goal:

Math: 45% of students scoring two or more grade levels below on the Fall Math Diagnostic (293 students total) have already met their growth goal for the year.

Reading: 59% of students scoring two or more grade levels below on the Fall Reading Diagnostic (278 students total) have already met their growth goal for the year.

Combined: 52% of students scoring two or more grade levels below on the Fall Diagnostic have already met their growth goal for the year.



Abby Kelley Foster Charter Public School

2023-2024 School Calendar

August 2023							September 2023							October 2023						
Su	M	Tu	W	Th	F	Sa	Su	M	Tu	W	Th	F	Sa	Su	M	Tu	W	Th	F	Sa
		1	2	3	4	5						1	2	1	2	3	4	5	6	7
6	7	8	9	10	11	12	3	4	5	6	7	8	9	8	9	10	11	12	13	14
13	14	15	16	17	18	19	10	11	12	13	14	15	16	15	16	17	18	19	20	21
20	21	22	23	24	25	26	17	18	19	20	21	22	23	22	23	24	25	26	27	28
27	28	29	30	31			24	25	26	27	28	29	30	29	30	31				

November 2023							December 2023							January 2024						
Su	M	Tu	W	Th	F	Sa	Su	M	Tu	W	Th	F	Sa	Su	M	Tu	W	Th	F	Sa
			1	2	3	4						1	2		1	2	3	4	5	6
5	6	7	8	9	10	11	3	4	5	6	7	8	9	7	8	9	10	11	12	13
12	13	14	15	16	17	18	10	11	12	13	14	15	16	14	15	16	17	18	19	20
19	20	21	22	23	24	25	17	18	19	20	21	22	23	21	22	23	24	25	26	27
26	27	28	29	30			24	25	26	27	28	29	30	28	29	30	31			

February 2024							March 2024							April 2024						
Su	M	Tu	W	Th	F	Sa	Su	M	Tu	W	Th	F	Sa	Su	M	Tu	W	Th	F	Sa
				1	2	3						1	2		1	2	3	4	5	6
4	5	6	7	8	9	10	3	4	5	6	7	8	9	7	8	9	10	11	12	13
11	12	13	14	15	16	17	10	11	12	13	14	15	16	14	15	16	17	18	19	20
18	19	20	21	22	23	24	17	18	19	20	21	22	23	21	22	23	24	25	26	27
25	26	27	28	29			24	25	26	27	28	29	30	28	29	30				

May 2024							June 2024							July 2024						
Su	M	Tu	W	Th	F	Sa	Su	M	Tu	W	Th	F	Sa	Su	M	Tu	W	Th	F	Sa
			1	2	3	4							1		1	2	3	4	5	6
5	6	7	8	9	10	11	2	3	4	5	6	7	8	7	8	9	10	11	12	13
12	13	14	15	16	17	18	9	10	11	12	13	14	15	14	15	16	17	18	19	20
19	20	21	22	23	24	25	16	17	18	19	20	21	22	21	22	23	24	25	26	27
26	27	28	29	30	31		23	24	25	26	27	28	29	28	29	30	31			

	School Closed		Employee Planning/ PD (no school for students)
	Early Release Day		First and Last Day of School
	Parent Teacher Conferences		Alert- Please review date and message

21-Aug	Planning/Development Days (All Staff)
22-Aug	Planning/Development Days (All Staff)
23-Aug	First Day Of School- Grades 1-12
28-Aug	First Day Of School for KINDERGARTEN
1-Sep	Early Release- DISTRICT
4-Sep	No School- CLOSED
20-Sep	Early Release- Professional Development- DISTRICT
6-Oct	Early Release- DISTRICT
9-Oct	No School- CLOSED
18-Oct	Early Release- Professional Development- DISTRICT
10-Nov	No School- CLOSED
20-Nov	Early Release- Teacher Conferences- DISTRICT
21-Nov	Early Release- Teacher Conferences- DISTRICT
22-24 Nov	November Break- No School- CLOSED
22-Dec	Early Release-DISTRICT
25-Dec	Holiday Break Begins- No School- CLOSED

2-Jan	Holiday Break Ends- Return to School
15-Jan	No School- CLOSED
16-20 Jan	Early Release (High School Only)- Midterms Tues-Friday
17-Jan	Early Release- Professional Development- DISTRICT
19-Feb	School Vacation Begins- No School
23-Feb	School Vacation Ends
20-21 Mar	Early Release - Tentative Teacher Conferences
29-Mar	No School- CLOSED
15-Apr	Spring Break Begins- No School
15-May	Kindergarten Screening
24-May	Early Release- DISTRICT
27-May	No School- CLOSED
11-Jun	Early Release- Last Day of School- DISTRICT (Tentative)
19-Jun	No School- CLOSED

All dates subject to change.

VERSION : Updated 3/8/23

Five (5) days have automatically been added to the school year, which may impact the last day.